



5080 TEMPORARY COATING

KATS 5080 is a water based synthetic acrylic copolymer coating designed to protect nonporous surfaces from abrasion and environmental damage. It is suitable for use on a wide variety of surfaces including painted components, plated metal, plastics, and glass. The coating protects from acid rain, tree sap, bird droppings, insect impact, insect secretions, abrasive dust, iron particles, etc.

KATS 5080 is easily removed using KATS 8077.

The surfaces to be protected should be clean and dry. Apply KATS 5080 in a good ventilated area without excessive wind. Before using, review MSDS and wear proper gear.

KATS 5080 can be applied using a water-compatible HVLP or conventional spray system. HVLP is recommended due to its transfer efficiency.

Ambient/Surface Temperature..... 45° - 100°F (7° - 38°C)

Ideal Surface Temperature 60° - 80°F (16° - 27°C)

Note: Insure the coating is dry before exposing to the elements. To minimize temperature/humidity variables, heated force drying is recommended to improve early water resistance.

Wet Film Thickness ... 3 - 5 mil (76.2 - 127.0 microns)

Dry Film Thickness 0.3 - 0.5 mil (7.62 - 12.70 microns)

Typical Coverage..... 352 - 587 ft²/gal (8.6 - 14.4 m²/l)

Agitate before and during use.

BENEFITS:

- Trace amount of VOC
- Elimination of costs associated with surface damage
- No masking (except windows, for visibility when driving)
- Low labor time and cost for application and removal
- No plastic film to dispose of
- Can be removed up to 12 months after application
- Nonoffensive odor
- Contains no hazardous air pollutants
- Biodegradable and environmentally safe

APPLICATIONS:

KATS 5080 is most often used to protect during transit and storage. Typical applications include:

- Automobiles
- Boats / watercraft
- Recreational vehicles, ATVs
- Machine tools
- Farm equipment
- Trucks
- Railroad cars
- Construction equipment

Note: KATS 5080 is not designed to go over bare steel metal.

| TEST METHOD | DESCRIPTION | TYPICAL CHARACTERISTIC |
|----------------------|---|---|
| GM 9163P | 6 Months Florida Exposure | Pass - 100% protection and removability |
| GM 3.3.4 | Iron Filing Resistance | Pass - 100% protection |
| GM 3.3.3 | Acid Rain and Bird Dropping | Pass - 100% protection |
| GM 3.3.7 | QUV Exposure plus Removability | Pass - 100% protection No marring, cracking, or discoloration of paint |
| GM 3.3.5 | Environmental Cycle | Pass - 100% protection |
| GM 3.3.1 | Humidity Resistance | Pass - No loss of film integrity |
| ASTM D-2243 | Freeze and Thaw Stability, Cycles Passed | 5 |
| ASTM D-2196 Modified | Brookfield Viscometer Spindle #1 @ 72°F (22°C) and 60 RPM, cps | 150 - 400 |
| ASTM D-1475 | Density | 8.5 lb/gal (1.02 g/cm ³) |

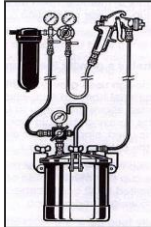

The above are average values. Minor variations which do not affect product performance are to be expected in normal manufacturing.

PACKAGING

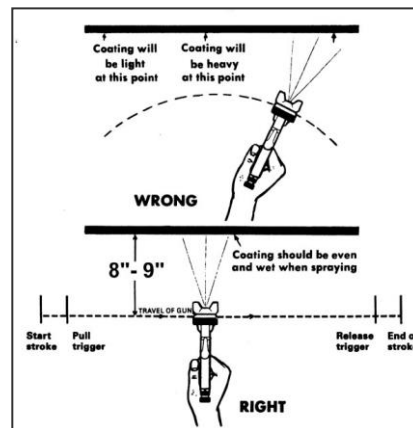
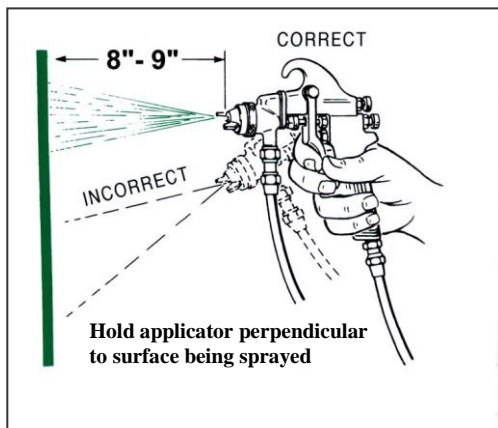
| | | |
|---------------------|--------------------|-------------------|
| 260 Gallon Totes | 55 Gallon Drums | 5 Gallon Pails |
|---------------------|--------------------|-------------------|

APPLICATION INSTRUCTIONS

1. If the surfaces of the vehicle have excess dirt or airborne contaminants, wash or pre-rinse and dry the vehicle before application of the coating.
2. Check the surface temperature of the vehicle either with a "surface thermometer" or by hand; ideal temperature should be 60°-80°F (15°-27°C). If necessary, either cool or warm the surface by rinsing the vehicle with the appropriate water. Dry the vehicle before application of the coating.
3. Apply the coating in a shaded area that is protected from excess wind or from outdoor moisture, if possible.
4. Use a high volume, low pressure (HVLP) air spray application to apply the product. If this is not available, a conventional spray application connected to a paint pot or a canister spray applicator can be substituted.

| | | | | | |
|---|---|--------------------------------|--|---|---|
|  Pressure Feed |  | Equipment | | Details | |
| | | Pressure Cup and Air Regulator | Binks 1 qt Drip Proof Cup with Air Regulator (Binks 85-435) or similar | | |
| | | Air Pressure | 45-55 psi | | |
| | | Hose | Air hose having an internal diameter (ID) of 5/16 inches | | |
| | | Spray Applicator | | (Conventional) Binks Model 2001 or similar | (HVLP) Binks Model MACH 1 or similar |
| | | Fluid Nozzle No. | 66SS (0.070" dia.) 1.8 mm | 94 (0.55" dia.) 1.4 mm | |
| | | Oil and Water Coalescer | DeVilbiss Model HFRL-513 or similar | | |
| | | Air Filter | DeVilbiss Whirlwind or similar | | |

5. Pull the trigger of the spray applicator all the way back and adjust the solution flow with the adjustment screw until a fan spray pattern of 10-12 inches (25-30 cm) in width is achieved. Always have the spray applicator in motion before triggering the spray release.
6. Apply the coating by keeping a constant distance of 8-9 inches (20-23 cm) from the nozzle to the vehicle's surface. Usually begin by spraying the roof of the vehicle followed by the other horizontal surfaces, then spray the vehicle's sides and finally spray the front and rear of the vehicle. Always move the applicator parallel to the area being sprayed while holding the applicator at a perpendicular angle relative to those same spray surfaces. Spray an area of less than 6 feet (182 cm) across at any one time. *Note: Distance, fan pattern, and speed should be adjusted per fluid volume change.*



7. Do not move the recently sprayed vehicle into a rainy, snowy, or dusty environment until the coating has dried (assisted drying system, e.g. forced air or oven, less than 10 minutes; unassisted, e.g. ambient air drying 15-60 minutes).
8. After the coating has dried, inspect the film to make sure it is continuous and consistent. If areas were missed during the application, apply transit coating to those areas. If airborne moisture or particles have contaminated surface areas of the vehicle, redo these areas by removing the contaminated coating with diluted KATS 8077; rinse, dry, and then reapply the coating.

KATS Coatings is owned and operated by Riteks, Inc. We warrant our products to be of good quality and will replace or, at our discretion, refund the purchase price of any products proved defective. Satisfactory results depend not only upon quality products, but also upon many factors beyond our control. Therefore, except for such replacement or refund, RITEKS MAKES NO WARRANTY OR GUARANTEE, EXPRESS OR IMPLIED, INCLUDING WARRANTIES OF FITNESS FOR A PARTICULAR PURPOSE OR MERCHANTABILITY. RITEKS shall have no other liability with respect thereto. User shall determine the suitability of the products for the intended use and assume all risks and liability in connection therewith. The information provided herein is based on technical data that Riteks, Inc. believes to be reliable. RITEKS, Inc. makes no representation or warranty as to the completeness or accuracy thereof and assumes no liability resulting from its use for any claims, losses, or damages of any third party. Recipients receiving this information must exercise their own judgment as to the appropriateness of its use and it is the user's responsibility to assess the material's suitability (including safety) for a particular purpose prior to such use.

